



Galvanized Steel Flexible Conduit



Galvanized		
Size	Inside Diameter	Wall Thickness
1/2"	16.5 mm	0.18 mm
3/4"	20 mm	0.20 mm
1"	25 mm	0.22 mm
1 1/4"	32 mm	0.25 mm
1 1/2"	38 mm	0.25 mm
2"	51 mm	0.35 mm
2 1/2"	64 mm	0.50 mm
3"	75 mm	0.50 mm
4"	100 mm	0.60 mm

Material: Galvanized Steel
Length: 30m


Liquid Tight Steel Flexible Conduit



Soft			Hard		
Size	Inside Diameter	Wall Thickness	Size	Inside Diameter	Wall Thickness
1/2"	16.5 mm	0.18 mm	1/2"	16 mm	0.22 mm
3/4"	20 mm	0.20 mm	3/4"	21 mm	0.25 mm
1"	25 mm	0.22 mm	1"	26 mm	0.25 mm
1 1/4"	35 mm	0.25 mm	1 1/4"	35 mm	0.30 mm
1 1/2"	40 mm	0.25 mm	1 1/2"	40 mm	0.30 mm
2"	51 mm	0.35 mm	2"	51 mm	0.30 mm
2 1/2"	64 mm	0.50 mm	2 1/2"	64 mm	0.45 mm
3"	78 mm	0.50 mm	3"	78 mm	0.45 mm
4"	103 mm	0.60 mm	4"	101 mm	0.50 mm

Material: PVC Coated Galvanized Steel
Length: 50/100m

EMT Pipe



Size	Wall Thickness	Outside Diameter	Length
1/2"	0.80 mm	17.93 mm	3.05 mtrs
3/4"	0.95 mm	23.42 mm	3.05 mtrs
1"	1.05 mm	29.54 mm	3.05 mtrs
1 1/4"	1.25 mm	38.40 mm	3.05 mtrs
1 1/2"	1.25 mm	44.20 mm	3.05 mtrs
2"	1.35 mm	55.80 mm	3.05 mtrs
2 1/2"	1.70 mm	73.03 mm	3.05 mtrs
3"	1.80 mm	88.90 mm	3.05 mtrs
4"	2.00 mm	114.30 mm	3.05 mtrs

Material: Galvanized Steel

EMT Elbow



Size
1/2"
3/4"
1"
1 1/4"
1 1/2"
2"
2 1/2"
3"
4"

IMC Pipe



Size	Wall Thickness	Outside Diameter	Length
1/2"	1.70 mm	20.70 mm	3.05 mtrs
3/4"	1.80 mm	26.10 mm	3.05 mtrs
1"	2.00 mm	32.80 mm	3.05 mtrs
1 1/4"	2.00 mm	41.60 mm	3.05 mtrs
1 1/2"	2.10 mm	47.80 mm	3.05 mtrs
2"	2.30 mm	59.90 mm	3.05 mtrs
2 1/2"	3.00 mm	72.60 mm	3.05 mtrs
3"	3.30 mm	88.30 mm	3.05 mtrs
4"	3.30 mm	113.40 mm	3.05 mtrs

Material: Galvanized Steel


IMC Elbow



Size
1/2"
3/4"
1"
1 1/4"
1 1/2"
2"
2 1/2"
3"
4"



EMT Pipe



Size	Outside Diameter	Wall Thickness	Length
1/2"	17.93 mm	1.07 mm	3.05 mtrs
3/4"	23.42 mm	1.24 mm	3.05 mtrs
1"	29.54 mm	1.45 mm	3.05 mtrs
1-1/4"	38.35 mm	1.65 mm	3.05 mtrs
1-1/2"	44.20 mm	1.65 mm	3.05 mtrs
2"	55.80 mm	1.65 mm	3.05 mtrs

Material: Galvanized Steel




IMC Pipe



Size	Outside Diameter	Wall Thickness	Length
1/2"	20.70 mm	1.98 mm	3.05 mtrs
3/4"	26.10 mm	2.10 mm	3.05 mtrs
1"	32.77 mm	2.35 mm	3.05 mtrs
1-1/4"	41.59 mm	2.42 mm	3.05 mtrs
1-1/2"	47.82 mm	2.54 mm	3.05 mtrs
2"	59.93 mm	2.67 mm	3.05 mtrs
2-1/2"	72.57 mm	3.81 mm	3.05 mtrs
3"	88.29 mm	3.81 mm	3.05 mtrs
4"	113.44 mm	3.81 mm	3.05 mtrs

Material: Galvanized Steel


Plain/Slotted Strut Support Channel



Sizes		Wall Thickness
1-5/8" x 1-5/8"	41 x 41mm	1.5 mm
1-5/8" x 13/16"	41 x 21mm	1.5 mm

Material: Galvanized Steel
Length: 3m

Threaded Rod



Material: Zinc Plated Steel
Length: 3m

Size
1/4"
5/16"
3/8"
1/2"
5/8"

Accessories

Grip Anchor



Straight Flexible Connector




Flexible Angle Connector



Squeeze Connector



Liquid Tight Connector



Liquid Tight Angle Connector (90 Degree)



Water Tight Hub



(ETF) EMT to Flexible Connector



EMT Connector Screw Type



EMT Connector Compression Type



EMT Coupling Screw Type



EMT Coupling Compression Type



IMC Coupling



One Hole Clamp



Two Hole Clamp



Locknut



Metallic Bushing



Conduit Hanger



Loop Hanger



Strut Clamp



Channel Nut with Spring



Entrance Cap Thread / Clamp



EMT/IMC Conduit Bodies



Waterproof Boxes



Waterproof Boxes



Conduit Boxes



G16 4x4 Square Box / Cover 1mm
G16 4-11/16 Square Box / Cover 1 mm

Conduit Boxes



G16 4x4 Octagon Box / Cover 1 mm

Conduit Boxes



G16 4x2 Rectangular Box / Cover 1 mm

Accessories	Sizes									Material
	1/4"	3/8"	1/2"	1-1/4"	1-1/2"	2"	2-1/2"	3"	4"	
Grip Anchor	1/4"	3/8"	1/2"							Galvanized Steel
Straight Flexible Connector	1/2"	3/4"	1"	1-1/4"	1-1/2"	2"				Aluminum
Flexible Angle Connector	1/2"	3/4"	1"	1-1/4"	1-1/2"	2"	2-1/2"	3"	4"	Aluminum
Squeeze Connector	1/2"	3/4"	1"	1-1/4"	1-1/2"	2"	2-1/2"	3"	4"	Zinc Die Cast
Liquid Tight Connector	1/2"	3/4"	1"	1-1/4"	1-1/2"	2"	2-1/2"	3"	4"	Zinc Die Cast
Liquid Tight Angle Connector / 90 Degree	1/2"	3/4"	1"	1-1/4"	1-1/2"	2"	2-1/2"	3"	4"	Zinc Die Cast
Water Tight Hub	1/2"	3/4"	1"	1-1/4"	1-1/2"	2"	2-1/2"	3"	4"	Zinc Die Cast
ETF (EMT to Flexible Connector)	1/2"	3/4"	1"							Galvanized Steel
EMT Connector Screw Type	1/2"	3/4"	1"	1-1/4"	1-1/2"	2"	2-1/2"	3"	4"	Aluminum
EMT Connector Compression Type	1/2"	3/4"	1"	1-1/4"	1-1/2"	2"				Zinc Die Cast
EMT Coupling Screw Type	1/2"	3/4"	1"	1-1/4"	1-1/2"	2"	2-1/2"	3"	4"	Aluminum
EMT Coupling Compression Type	1/2"	3/4"	1"	1-1/4"	1-1/2"	2"				Zinc Die Cast
IMC Coupling	1/2"	3/4"	1"	1-1/4"	1-1/2"	2"	2-1/2"	3"	4"	Galvanized Steel
One Hole Clamp	1/2"	3/4"	1"	1-1/4"	1-1/2"	2"	2-1/2"	3"	4"	Galvanized Steel
Two Hole Clamp	1/2"	3/4"	1"	1-1/4"	1-1/2"	2"	2-1/2"	3"	4"	Galvanized Steel
Locknut	1/2"	3/4"	1"	1-1/4"	1-1/2"	2"	2-1/2"	3"	4"	Galvanized Steel
Metallic Bushing	1/2"	3/4"	1"	1-1/4"	1-1/2"	2"	2-1/2"	3"	4"	Zinc Die Cast
Conduit Hanger	1/2"	3/4"	1"	1-1/4"	1-1/2"	2"	2-1/2"	3"	4"	Galvanized Steel
Loop Hanger	1/2"	3/4"	1"	1-1/4"	1-1/2"	2"	2-1/2"	3"	4"	Galvanized Steel
Strut Clamp	1/2"	3/4"	1"	1-1/4"	1-1/2"	2"	2-1/2"	3"	4"	Galvanized Steel
Channel Nut Spring	M6x6"	M8x8"	M10x9.2"	M12x11.8"						Galvanized Steel
Entrance Cap Thread / Entrance Cap Clamp	1/2"	3/4"	1"	1-1/4"	1-1/2"	2"	2-1/2"	3"	4"	Aluminum
Threaded Conduit Bodies (LB/LR/LL/C/T)	1/2"	3/4"	1"	1-1/4"	1-1/2"	2"	2-1/2"	3"	4"	Aluminum
Waterproof Boxes <small>Two Gang TGB, 5 hole & Single Gang, FSB 3 hole</small>	1/2"	3/4"								Aluminum
Conduit Boxes	1/2"	3/4"								Galvanized Steel



www.shieldconph.com